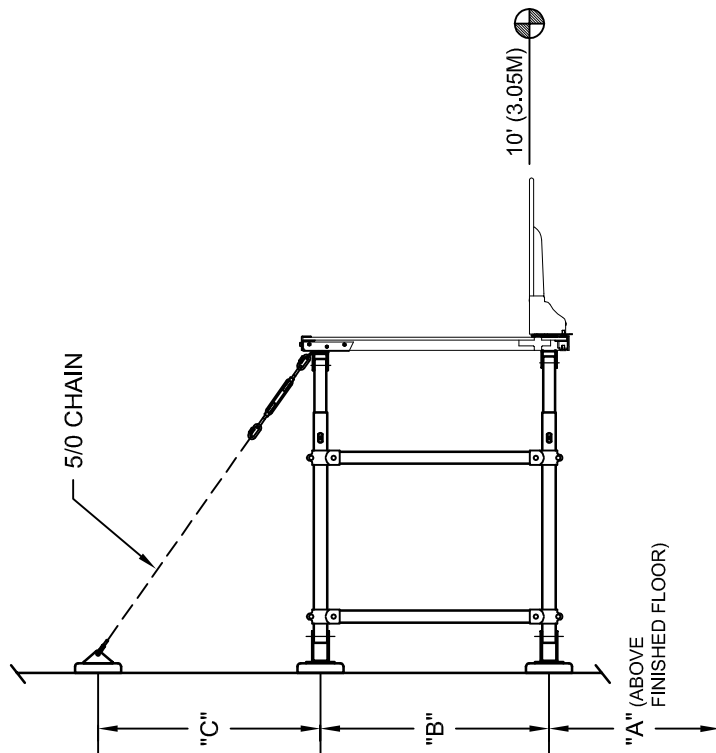
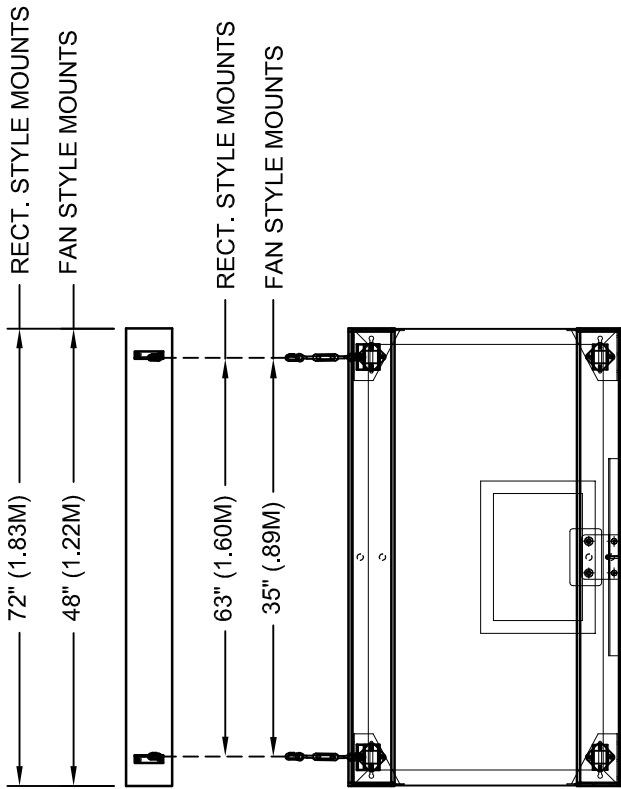
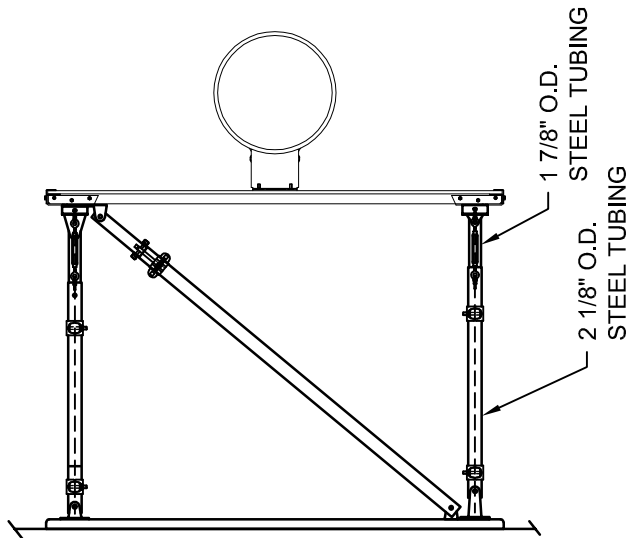


NOTE: DIMENSIONS IN
FEET & INCHES (METERS)

UNITS INSTALLED WITH OR WITHOUT A-A-G		
	DIM "A"	DIM "B"
RECT. STYLE MOUNTING BACKBOARDS		
LXP4200	9'-8 7/8" (2.97M)	36" (.91M)
AFRG42	9'-8 7/8" (2.97M)	36" (.91M)
1442B	9'-7 3/4" (2.94M)	36" (.91M)
AFRG48	9'-2 3/4" (2.81M)	42" (1.07M)
RG	9'-2 3/4" (2.81M)	42" (1.07M)
FAN STYLE MOUNTING BACKBOARDS		
1301B	10'-1 5/8" (3.09M)	20" (.51M)
1750B	9'-9 1/2" (2.98M)	20" (.51M)
1245T	9'-9 3/4m" (2.99M)	20" (.51M)
1272B	10'-1/2" (3.06M)	20" (.51M)
1342B	10'-1 5/8" (3.09M)	20" (.51M)

*NOTE: FOR UNITS OVER 12' (3.66M)
REFER TO INSTALLATION INSTRUCTIONS
SUPPLIED WITH PRODUCT. IF INSTRUCTIONS
ARE NOT AVAILABLE, CONTACT FACTORY
FOR CORRECT DIMENSIONS.

ALL UNITS	
FOB EXTENSION	DIM "C"
4'-6" (1.22-1.83M)	35" (.89M)
6'-9" (1.83-2.74M)	56" (1.42M)
9'-12" (2.74-3.66M)	79" (2.00M)
OVER 12'	*SEE NOTE



REVISION		
REV.	DATE	BY
A	12/17/03	JDF
B	01/14/05	ATS
C	05/07/08	RWP
D	06/08/09	RWP
E	11/07/11	JJC
F	03-09-15	WDC



Gared Holdings, LLC
9200 E. 146th St. Noblesville, IN 46060

THIS DOCUMENT CONTAINS TRADE SECRET AND OTHER MATERIALS WHICH ARE
PROTECTED BY CONFIDENTIALITY NOTICE AND AGREEMENT AND BY COPYRIGHT. ANY
USE OR COPYING OF THIS DOCUMENT EXCEPT AS AUTHORIZED BY GARED HOLDINGS,
LLC IS STRICTLY PROHIBITED.

WALL MOUNT SIDE FOLD				
DRAWN	CONNERLEY	DATE	04/30/03	MATERIAL N/A
APPROVED	JJC	DATE	04/30/03	FINISH N/A
FILE LOC. Q:\Final Release\Specifications			DWG. NO.	2500
SIZE	SCALE	SHT. NO.	PART NO.	REV
A	NONE	1 OF 1	2500	F



MODEL 2500
ADJUSTABLE SIDE FOLDING WALL MOUNT STRUCTURE
FOR EXTENSIONS 4'-0" TO 12'-0"

RECOMMENDED APPLICATION

This unit is designed for applications allowing for mounting the backstop to the wall and requiring the unit to fold to the side for storage. The side folding wall mount is available in extensions from 4'-0" to 12'-0".

SPECIFICATIONS

WALL ATTACHMENT

Unit shall be attached to 2" x 7.25" clear coated wood pads. Unit will also be supported with 5/0 chain fastened to front of the unit and attached to a wood pad mounted on the wall. Wood pad will be mounted on an 8" minimum solid core concrete block wall or wall of similar integrity. All critical fittings shall be malleable iron castings, heavy gauge steel stampings, or weldments.

BACKSTOP

The backstop shall be constructed of four 1 7/8" O.D. tubes telescoped inside 2 1/8" O.D. tubes, spaced at 63" centers for a standard application and 35" centers for fan shaped backboards. The bottom horizontal tubing shall be braced with diagonal telescoping pipes that lock in playing position. All pivot points are offset to allow maximum fold. All critical fittings shall be malleable iron castings, heavy gauge steel stampings, or weldments. Backstop manufactured in accordance with 1994 NCAA rule 1, section 8, stating that all backboard support systems shall be at least 6" behind backboard. Backstop will be furnished with standard black finish. If special finish coat required, specify final painting by painting contractor.

ACCESSORIES

BACKBOARDS AND GOALS

All PSS and/or Gared backboards and goals are available on this unit. See the backboards and goals section in the specification manual.

BANK PADDING

See the accessories section in the specification manual.

HEIGHT ADJUSTER

Height adjusters are available for adjusting board heights between 8' and 10' for both rectangular and fan shaped backboards. See the accessories section in the specification manual.