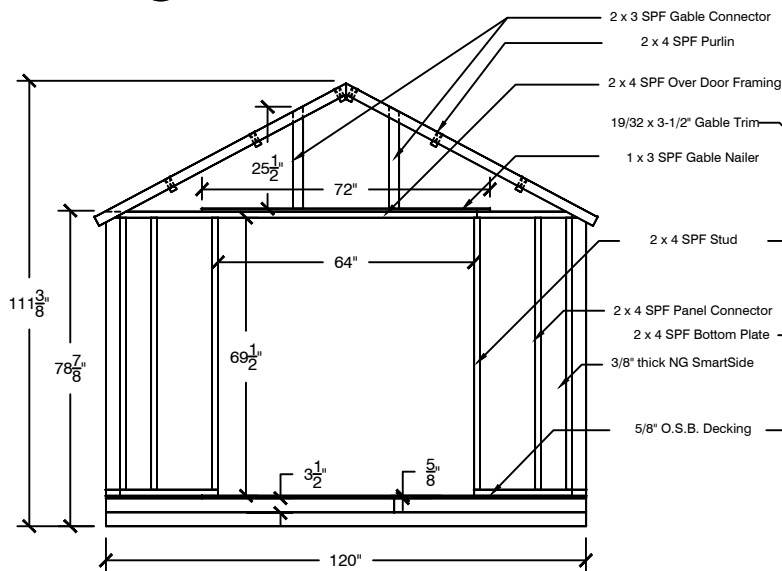
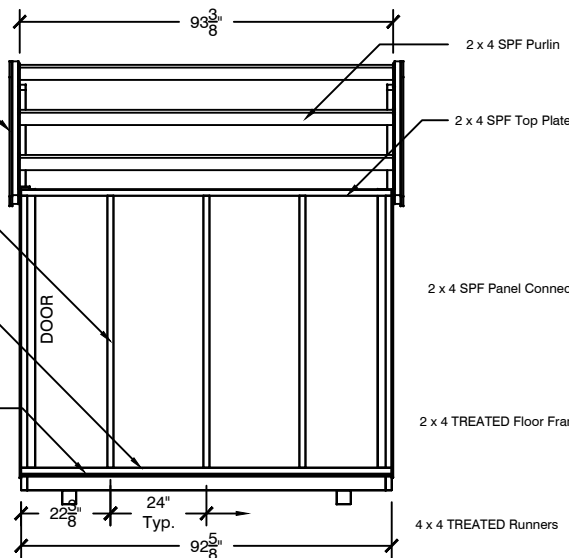


**(A) GABLE ELEVATION**  
SCALE: 1/4" = 1'-0"

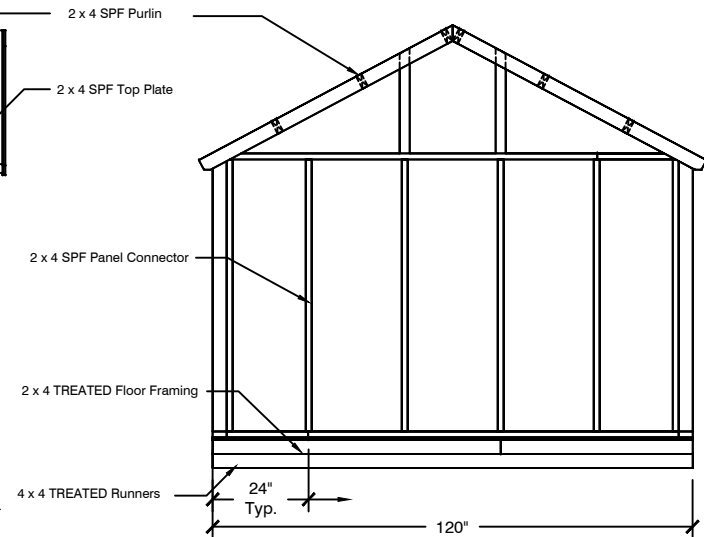
**(B) EAVE ELEVATION**  
SCALE: 1/4" = 1'-0"



**(C) FRONT WALL FRAMING**  
SCALE: 1/4" = 1'-0"



**(D) SIDE WALL FRAMING**  
SCALE: 1/4" = 1'-0"



**(E) BACK WALL FRAMING**  
SCALE: 1/4" = 1'-0"

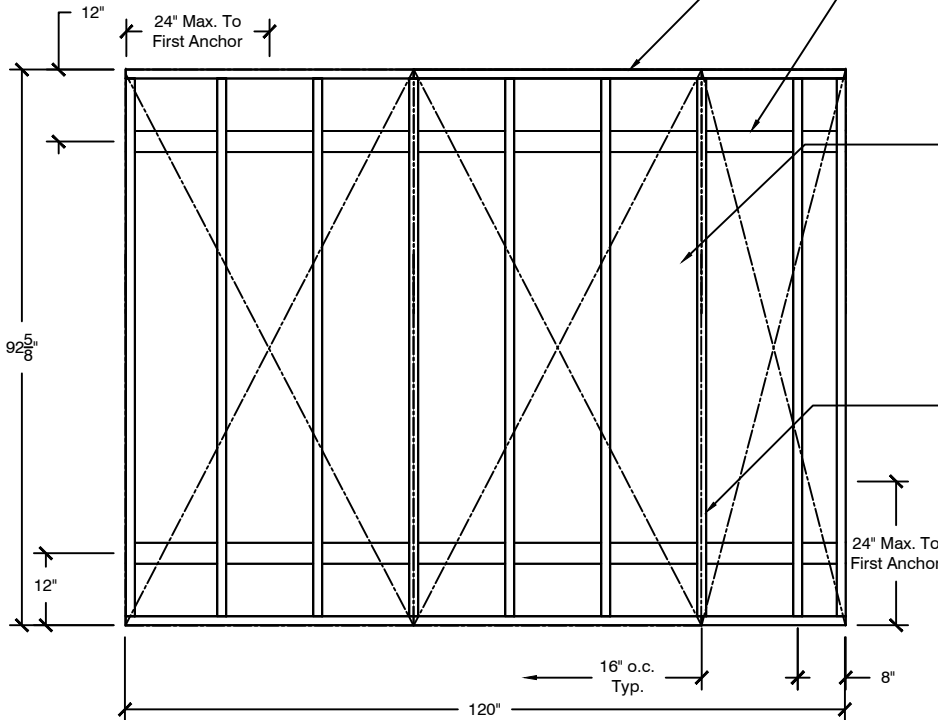
33042



# HOMESTEAD 10x8 GABLE ELEVATIONS / FRAMING

SIZE	ADDRESS	DWG BY	Last Revision
D	1000 Terres Drive Monroe, MI 48162	Jim Beam	April 6, 2022
SCALE	As Noted	(800) 437-0784	SHEET 1 of 5

6'-0" MAX SPAN BETWEEN EARTH ANCHORS



**FLOOR FRAMING**  
SCALE: 3/8" = 1'-0"

P.T. BOND BOARD (TYP)...  
SECURE BOND @ CORNERS  
W/3-10d NAILS

4X4 P.T. RUNNERS (TYP)...  
TOE NAIL FLOOR JOIST TO RUNNERS  
W/2-10d NAILS @ EACH JOIST/RUNNER  
INTERSECTION

5/8" OSB STANDARD OR 3/4" CDX TREATED PLYWOOD  
(Optional 3/4" CDX Treated Plywood)  
SECURE FLOOR DECKING  
TO FLOOR JOIST W/6d NAILS

P.T. JOISTS @ 16" O.C. (TYP)...  
SECURE JOIST TO BOX SILL  
W/2-10d NAILS @ EACH JOIST

#### NOTES:

1. WHEN CONCRETE SLAB IS USED, THIS FLOOR FRAMING IS NOT REQUIRED
2. ALL MATERIALS AND LABOR SHALL MEET OR EXCEED APPLICABLE LOCAL CODES.
3. ALL LUMBER TO BE NO. 2 GRADE SPRUCE PINE FIR OR EQUIVALENT.
4. THIS FLOOR FRAMING PLAN IS FOR THE BACKYARD PRODUCTS, LLC. 10' WIDE GABLE STYLE BUILDING
5. IN THE EVENT OF A DIMENSIONAL OR MATERIAL DISCREPANCY, NOTIFY BACKYARD PRODUCTS, LLC.

33042

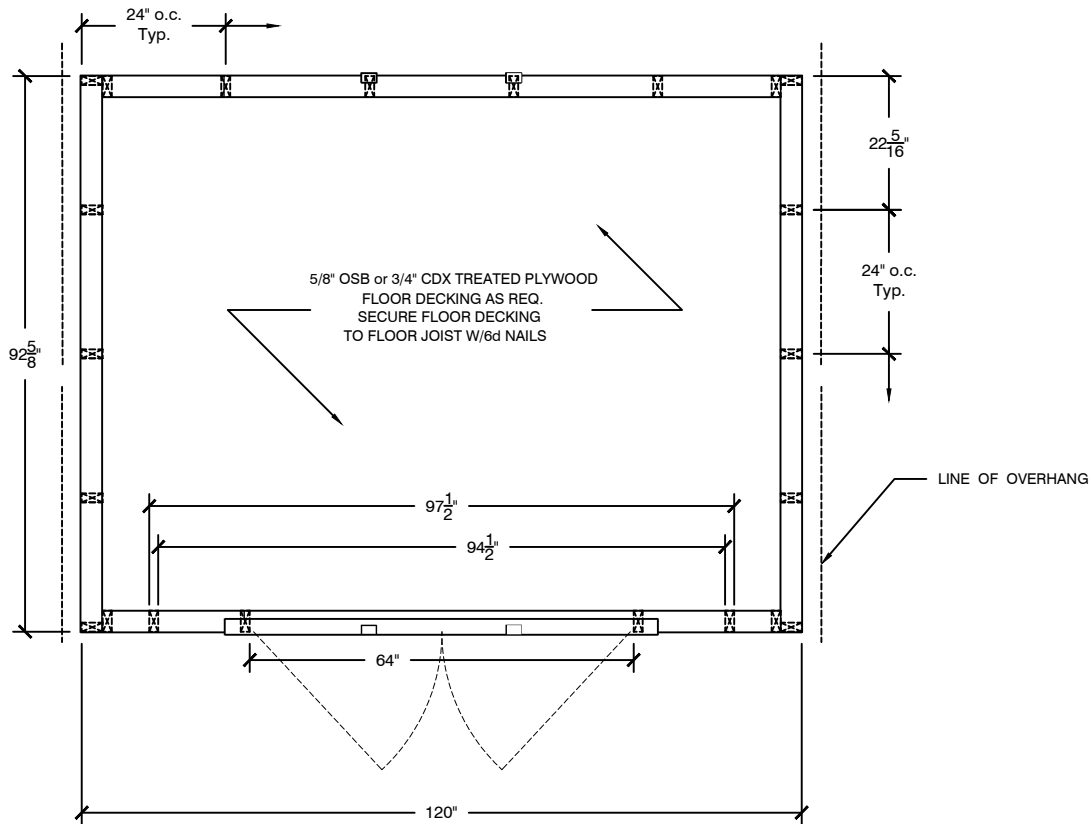


#### HOMESTEAD 10x8 GABLE FLOOR FRAMING

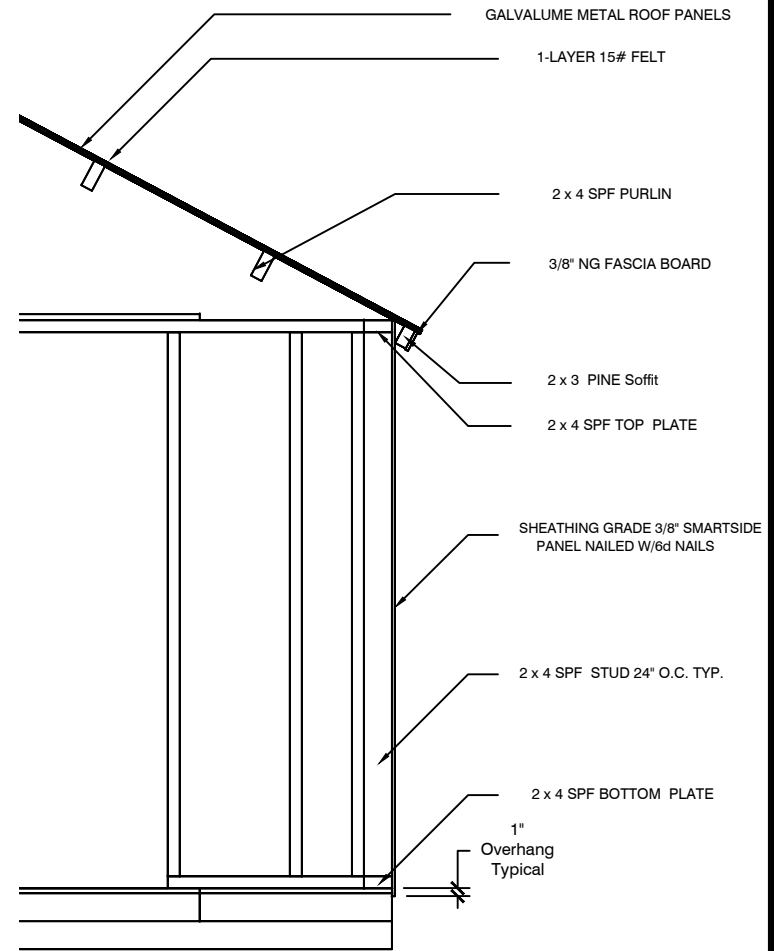
SIZE D	ADDRESS 1000 Terres Drive Monroe, MI -48162-	DWG BY: Jim Beam	Last Revision April 6, 2022
SCALE As Noted	(800) 437-0784	SHEET 2 of 5	

NOTE:

1. THIS WALL PLAN IS GOOD FOR THE 10' WIDE GABLE ONLY. ALL MATERIAL AND LABOR SHALL MEET OR EXCEED APPLICABLE LOCAL CODES.



**A**  
3 TYP. WALL FRAMING PLAN  
SCALE: 3/8" = 1'-0"



**B**  
3 WALL SECTION  
SCALE: 1/2" = 1'-0"

33042

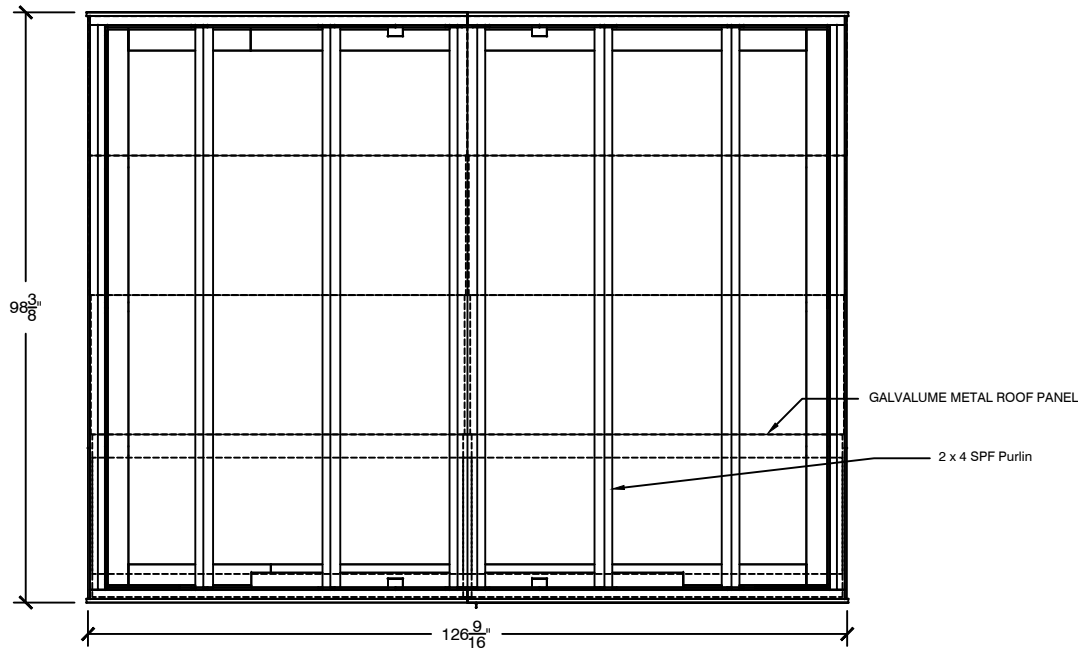


**HOMESTEAD 10x8 GABLE WALL DETAILS**

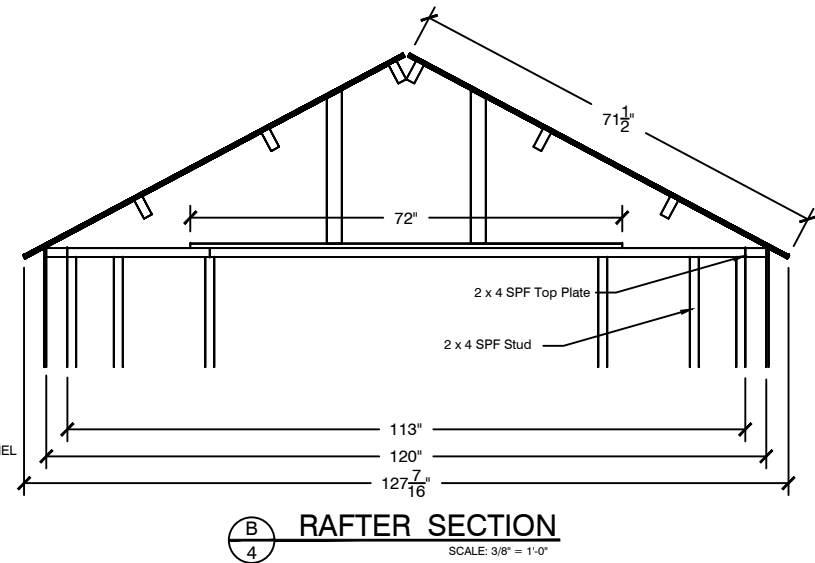
SIZE D	ADDRESS 1000 Terness Drive Monroe, MI -48162-	DWG BY: Jim Beam	Last Revision April 6, 2022
SCALE As Noted	(800) 437-0784	SHEET 3 of 5	

NOTE:

1. THIS WALL PLAN IS GOOD FOR THE 10' WIDE GABLE ONLY. ALL MATERIAL AND LABOR SHALL MEET OR EXCEED APPLICABLE LOCAL CODES.



**ROOF FRAMING PLAN**  
SCALE: 3/8" = 1'-0"



**RAFTER SECTION**  
SCALE: 3/8" = 1'-0"

NOTES:

1. Approved Shingles installed per manufacturers instructions with 4 nails per shingle
2. Drip edge must overlap 2" and nailed every 12" max.

33042



## HOMESTEAD 10x8 GABLE ROOF DETAILS

SIZE	ADDRESS	DWG BY:	Last Revision
D	1000 Terres Drive Monroe, MI 48162	Jim Beam	April 6, 2022
SCALE	As Noted	(800) 437-0784	SHEET 4 of 5

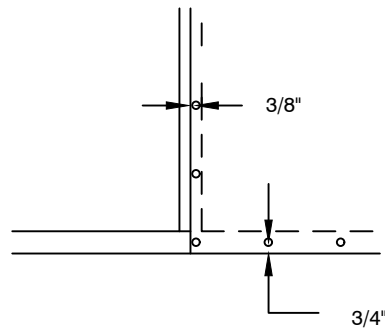
## NOTES:

1. THESE STRUCTURAL DRAWINGS SHALL BE USED FOR THE CONSTRUCTION OF THE SHOWN STORAGE BUILDING. IN THE EVENT OF DIMENSIONAL DISCREPANCY, NOTIFY THE ENGINEER FOR RESOLUTION OF CONFLICT. ANY DEVIATION FROM THESE DRAWINGS MUST BE APPROVED BY THE ENGINEER

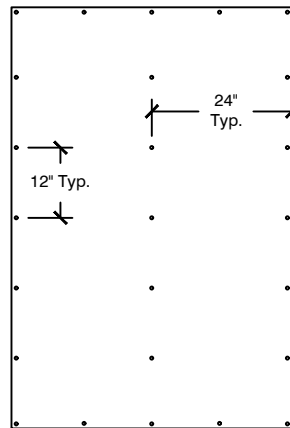
### 2. MATERIALS

- \* ALL LUMBER TO BE NUMBER 2 GRADE SPRUCE PINE FIR OR EQUIVALENT.
- \* ALL PLYWOOD SHALL CONFORM TO THE LATEST EDITION OF APA SPECIFICATIONS.
- \* ALL CONNECTORS/FASTENERS AND ITS SPACING SHALL MEET THE APPLICABLE CODES.
- \* ALL MATERIALS AND LABOR PER APPLICABLE LOCAL CODES
- \* SmartSide Panel: 3/8" APA RATED (PRP-108) AS MANUFACTURED BY LOUISIANA-PACIFIC COMPANY, PORTLAND, OR. NER 124 CODE RECOGNITION.
- \* O.S.B DECKING: 7/16" APA RATED ORIENTED STAND BOARD AS MANUFACTURED BY LOUISIANA-PACIFIC COMPANY, PORTLAND, OR.

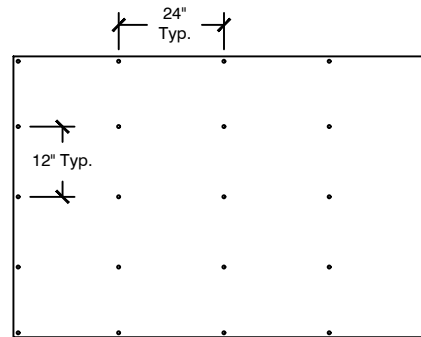
3. THESE STRUCTURES ARE TO BE USED AS STORAGE ONLY AND NOT FOR HABITATION



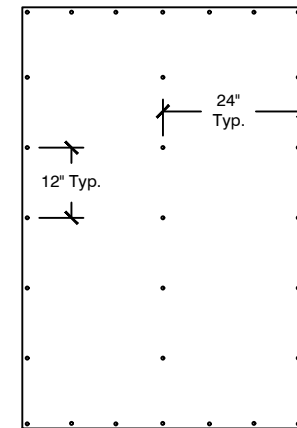
**D**  
6 SINGLE EDGE NAILING



**A**  
6 WALL PANEL TYP. NAIL PATTERN



**B**  
6 ROOF PANEL TYP. NAIL PATTERN



**C**  
6 FLOOR PANEL TYP. NAIL PATTERN

# 33042



## 10x8 GABLE STYLE NOTES

SIZE	ADDRESS	DWG BY	Last Revision
D	1000 Terres Drive Monroe, MI 48162	Jim Beam	April 6, 2022
SCALE	As Noted	(800) 437-0784	SHEET 5 of 5